



District: Yukon-Koyukuk School District

SUBJECT: SCIENCE

Test Date: Spring 2018

**Achievement Level Summary**

Group	# Tested	% in Each Level			
District	274	32.8	22.6	32.5	12.0
State	25,440	26.8	26.0	30.1	17.1



**Achievement Level Summary | By Grade**

Grade	Group	# Tested	% in Each Level			
4	District	86	45.3	20.9	23.3	10.5
	State	9,544	26.1	30.1	28.3	15.4
8	District	85	28.2	24.7	36.5	10.6
	State	8,364	32.3	21.5	30.7	15.5
10	District	103	26.2	22.3	36.9	14.6
	State	7,532	21.5	25.9	31.7	20.9



### Achievement Levels







Overall scores on the Science Assessment are divided into four achievement levels: Advanced, Proficient, Below Proficient, and Far Below Proficient.

### Scale Scores

The number of students, median scale score, mean scale score, and the standard error of the mean are reported at the district and state level in the table below. The median is the middle score in the ordered list of all students' scale scores and is shown by the colored bar. The —●— symbol shows the mean, or average, of all the students' scale scores; the dark circle is the mean and the lines on either side of the circle represent two standard errors of the mean.

For more information, see the Educator and Parent Guides to Reports at <https://education.alaska.gov/tls/assessments/peaks.html>

### Score Summary — By Grade

Grade	Group	# Tested	Scale Score Median/Mean	Scale Score					
				100	200	300	400	500	600
4	District	86	246/260						
	State	9,544	283/286						
8	District	85	296/289						
	State	8,364	291/290						
10	District	103	309/300						
	State	7,532	309/306						

**District:** Yukon-Koyukuk School District      **SUBJECT:** SCIENCE  
**Test Date:** Spring 2018

### Performance by Standard

The table below shows how the performance of the district and state compared to the state standard for proficiency on specific areas of the science test.

Grade	# Tested	Science Standard	District	State
4	86	Inquiry, Technology, and Nature of Science	▼	▼
		Concepts of Physical Science	▼	▼
		Concepts of Life Science	▼	▼
		Concepts of Earth Science	≡	▲
8	85	Inquiry and Nature of Science	≡	▼
		Concepts of Physical Science	▼	▼
		Concepts of Life Science	≡	▼
		Concepts of Earth Science	≡	▼
10	103	Inquiry, Technology, Society, and Nature of Science	≡	▲
		Concepts of Physical Science	≡	▲
		Concepts of Life Science	≡	▲
		Concepts of Earth Science	≡	▲

**Performance Results Key**

The district or state

▲ <i>did better than</i> the state standard for proficiency.	▼ <i>did not do as well as</i> the state standard for proficiency.
≡ <i>did about as well as</i> the state standard for proficiency.	■ <i>did not attempt any items in this category.</i>